

# Is the Citizen Developer story a fairytale?

The Gartner logo is displayed in white text on a solid blue rectangular background. The word "Gartner" is written in a bold, sans-serif font, with a registered trademark symbol (®) to the right of the letter "r".

Gartner®

Citizen Developer

“An end user who creates new business applications using development and runtime environments sanctioned by corporate IT.”





```
#include <iostream>
using namespace std;

class Complex
{
private:
    float real;
    float imag;
public:
    Complex(): real(0), imag(0) {}
    void input()
    {
        cout << "Enter real and imaginary parts respectively: ";
        cin >> real;
        cin >> imag;
    }

    // Operator overloading
    Complex operator - (Complex c2)
    {
        Complex temp;
        temp.real = real - c2.real;
        temp.imag = imag - c2.imag;

        return temp;
    }

    void output()
    {
        if (imag < 0)
            cout << "Output Complex number: " << real << "-" << imag << "i";
        else
            cout << "Output Complex number: " << real << "+" << imag << "i";
    }
};

int main()
{
    Complex c1, c2, result;

    c1.input();
    cout << "Enter second complex number: ";
    c2.input();

    // In case of operator overloading of binary operators in C++ programming,
    // the object on right hand side
    // of operator is always assumed as
    // argument by compiler.
    result = c1 - c2;
    result.output();
    return 0;
}

<li class="third-col">
    <div class="widget-block">
        <div id="tweets" class="footer-col tweet">
            <h4>TWITTER WIDGET </h4>
        </div>
    </div>
</li>
<li class="fourth-col">
    <div class="widget-block">
        <h4>CATEGORIES</h4>
        <ul>
            <li class="cat-item"><a href="#">Design</a></li>
            <li class="cat-item"><a href="#">Photo</a></li>
            <li class="cat-item"><a href="#">Art</a></li>
            <li class="cat-item"><a href="#">Game</a></li>
            <li class="cat-item"><a href="#">Film</a></li>
            <li class="cat-item"><a href="#">TV</a></li>
        </ul>
    </div>
</li>
</ul>
</div>
<div class="widget-block">
    <div id="footer-bottom">Vintage Template designed by <a href="http://www.luiszuno.com">luiszuno.com</a></div>
</div>
</div><!-- ENDS wrapper -->
</div>

};

// Note: This is not C++/Coding. But, As a "Webpage" ;)
```

# 1. The technology is too complex



2. Citizen developers don't get BPM



3. Platform would be too scaled down




4. Not for enterprises


“Simple things should be simple. Complex things should be possible.”

Alan Kay





kissflow





WorkMinus Podcast

Form **Workflow** Permission

Saved X

**WorkMinus Podcast**  
Configure who can start this process.  
You can also configure this from the share page.  
[Change](#)

**Work on Questions**  
Assigned to   
Happens: Always  
⋮ [Change](#)

**Send Reminder Email**  
Assigned to   
Happens: Always  
⋮ [Change](#)

[Save & Close](#) [Publish](#)

1. Complex technology, not UX


Request for for Purchase Request Demo

**General Details**

Purchase Request for Catalogue Items

Purchase Request Summary

**General Details**  
Purchase Request Details



**Purchase Request Date**  
4/1/19

**Purchase Request Number**

**Requester Department \***  
Sales

Department Head

**Required Before \***      **Type of Purchase \***

[Edit Process](#)

**Widgets**

**Status**

100%

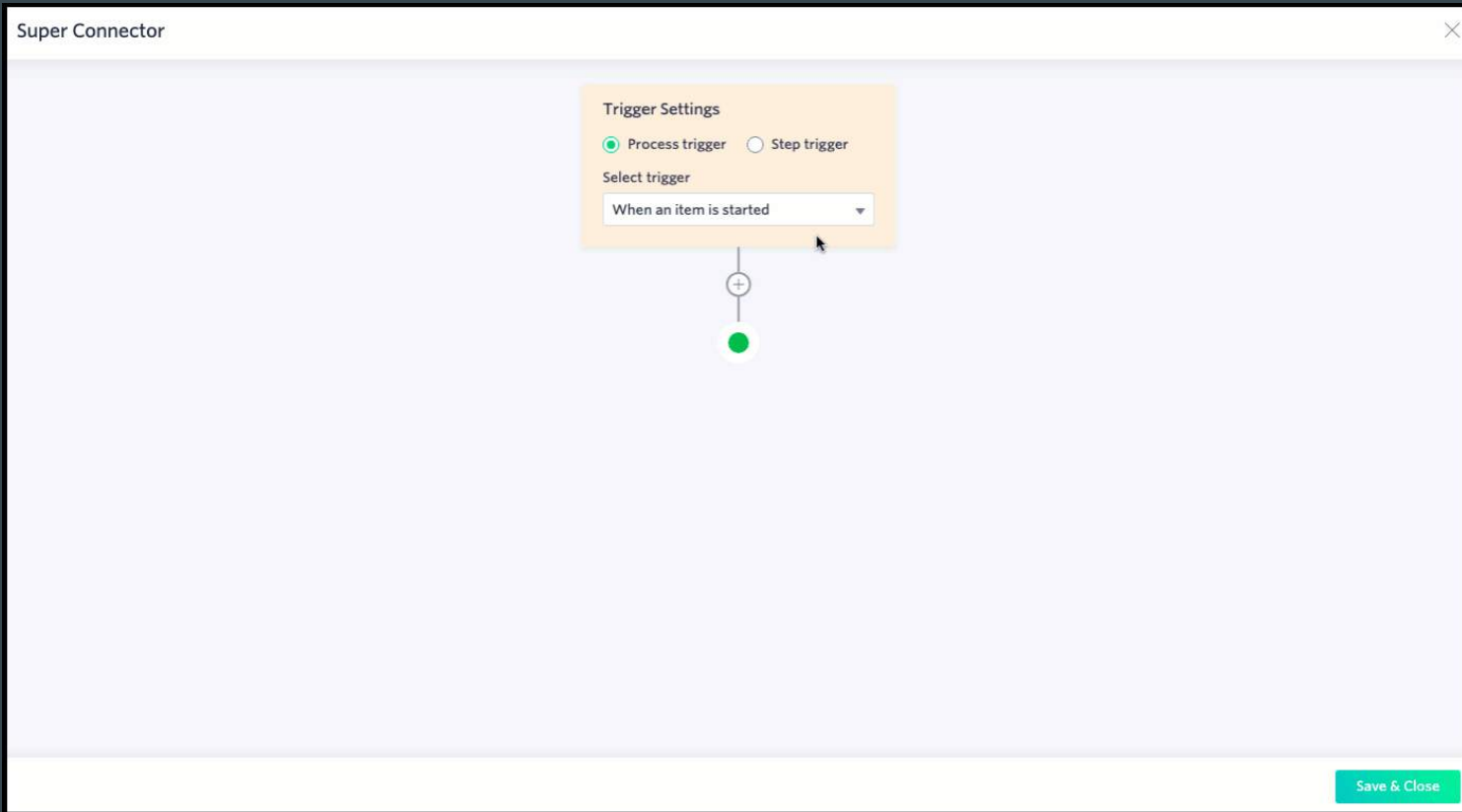
**Completed**

Completed on:  
4/12/19, 11:15 am

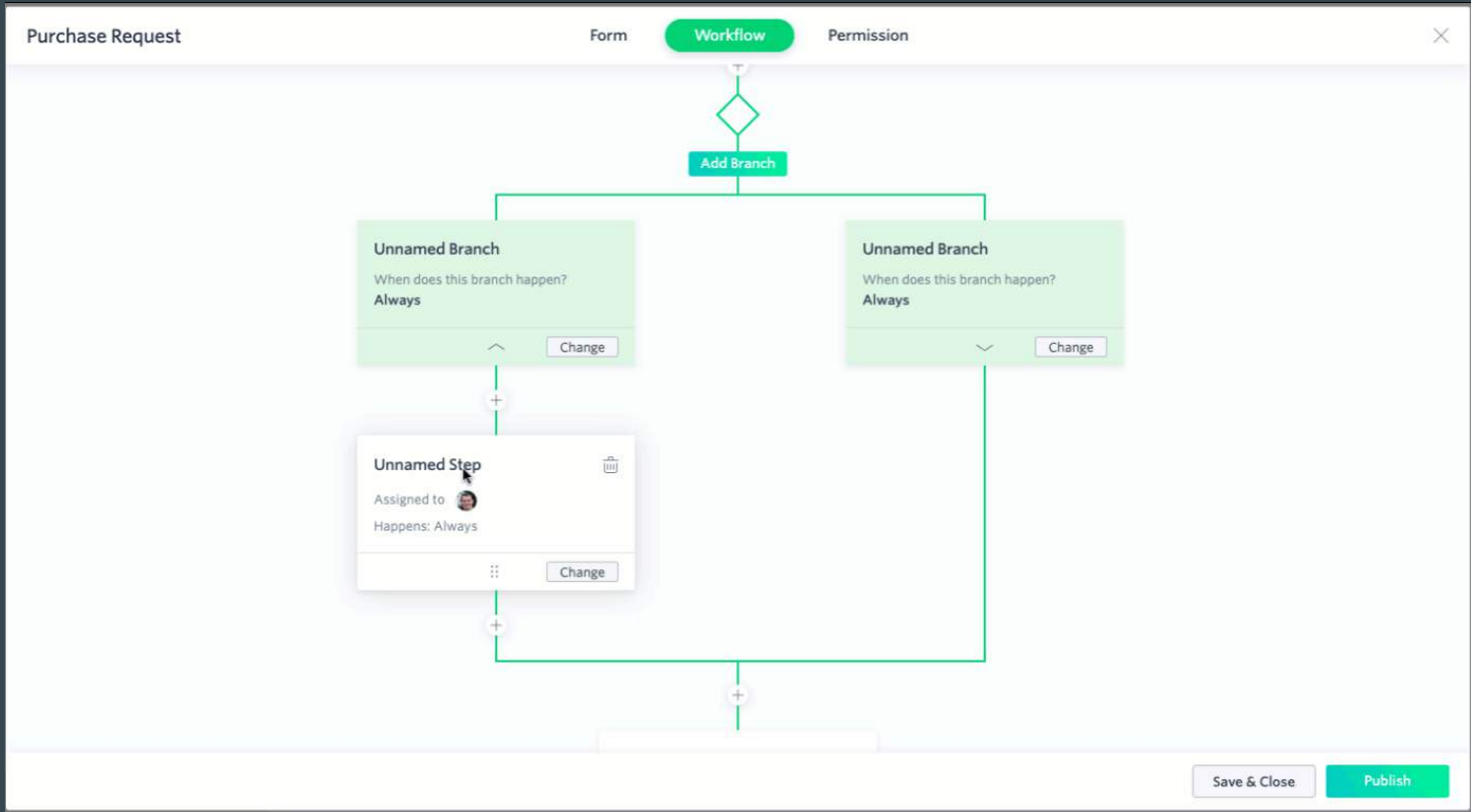
Completed by:  
Neil Miller

[Show more](#)

2. Those closest to the problem know how to fix it best



### 3. No skimping



### 3. No skimping


Request for Start for Purchase Request 01

**General Details**

Purchase Request for Catalogue Items

Purchase Request Summary

**General Details**  
Purchase Request Details



**Purchase Request Date**  
4/2/19

**Purchase Request Number**  
PO2019000421

**Requester Department \***  
Marketing

**Department Head**  
Neil Miller

**Required Before \*** **Time of Purchase \***

[Edit Process](#) [Discard](#) [Save](#) [Submit](#)

**Widgets**

**Status**  
0%

**Draft**  
Drafted by:  
Neil Miller

[Show more](#)

3. No skimping

Chart

Choose Column

Search columns

Purchase Request Demo 2

- Requester Name
- Requester Department
- Required Before
- Have you received the requested item
- GIN number
- SRN number
- Type of Purchase
- Department Head
- Total Catalogue Amount
- Total Non Catalogue Amount
- Do you want to Update Non Catalogue
- Purchase Request Number
- Purchase Request Date
- Total PO Amount

System

- Title
- Created by

Chart Types

Settings

Dimension

Type of Purchase

Measure

Total PO Amount Sum

Legend

Appearance

Scale type

Linear

Labels

- X-Axis Labels
- Y-Axis Labels
- Data Labels

Create Filter

Done

3. No skimping



4. Small and big teams



# Enterprise Customers



**AIRBUS**



sears



**OLYMPUS**

SoftBank



**The Telegraph**

# McDermott



48 backlogged workflow requests in one month

90% could not be developed by business leaders

“KiSSFLOW is so easy, even my mom could do it!”

23,000+ processed items

150+ apps

# RB



Complex workflows

Write-offs

Connecting to ERP



kissflow

